

The Animal Foundation Dashboard



All of us for all of them.

Intake Totals

	01/01/21 to 01/31/21	01/01/22 to 01/31/22	Percent Change
All Jurisdictions	1,693	1,534	-9.39%
Dogs	854	1,001	17.21%
Picked up by Animal Control	471	616	30.79%
Stray Animals	330	417	26.36%
Owner Surrenders	20	52	160.00%
Adoption Returns	1	0	-100.00%
Confiscations	120	147	22.50%
Dropped off at The Animal Foundation	383	385	0.52%
Stray Animals	267	322	20.60%
Owner Surrenders	68	47	-30.88%
Adoption Returns	48	16	-66.67%
Cats	409	406	-0.73%
Picked up by Animal Control	194	196	1.03%
Stray Animals	129	108	-16.28%
Owner Surrenders	21	20	-4.76%
Confiscations	44	62	40.91%
Born at TAF	0	6	600.00%
Dropped off at The Animal Foundation	215	210	-2.33%
Stray Animals	134	179	33.58%
Owner Surrenders	73	18	-75.34%
Adoption Returns	8	3	-62.50%
Born at TAF	0	10	1,000.00%
Others	430	127	-70.47%
Picked up by Animal Control	393	72	-81.68%
Stray Animals	54	54	0.00%
Confiscations	339	18	-94.69%
Dropped off at The Animal Foundation	37	55	48.65%
Stray Animals	22	31	40.91%
Owner Surrenders	15	8	-46.67%
Adoption Returns	0	4	400.00%
Born at TAF	0	12	1,200.00%

The Animal Foundation Dashboard



All of us for all of them.

Outcome Totals

	01/01/21 to 01/31/21	01/01/22 to 01/31/22	Percent Change
All Jurisdictions	1,450	1,846	27.31%
Dogs	855	1,041	21.75%
Adoption	382	373	-2.36%
Died	2	5	150.00%
Euthanasia	80	137	71.25%
Missing/Escaped	0	10	1,000.00%
Returned to Owner	257	339	31.91%
Transfer	134	177	32.09%
Cats	458	526	14.85%
Adoption	226	272	20.35%
Died	0	6	600.00%
Euthanasia	57	62	8.77%
Missing/Escaped	0	1	100.00%
Returned to Owner	24	25	4.17%
RTF	12	25	108.33%
SNR	86	85	-1.16%
Transfer	53	50	-5.66%
Others	137	279	103.65%
Adoption	89	213	139.33%
Died	8	27	237.50%
Euthanasia	25	24	-4.00%
Returned to Owner	2	5	150.00%
RTF	3	0	-100.00%
Transfer	10	10	0.00%

The Animal Foundation Dashboard



All of us for all of them.

Foster Statistics

01/01/21 to 01/31/21 01/01/22 to 01/31/22 Percent Change

All Jurisdictions

Total

Animals Sent to Foster	90	90	0.00%
Animal Returned from Foster	140	195	39.29%
Foster Parents	62	42	-32.26%
Avg. Time in Foster	82	105	27.50%

Dogs

Animals Sent to Foster	39	45	15.38%
Animal Returned from Foster	56	51	-8.93%
Foster Parents	27	30	11.11%
Avg. Time in Foster	73	44	-39.13%

Cats

Animals Sent to Foster	51	35	-31.37%
Animal Returned from Foster	84	127	51.19%
Foster Parents	36	13	-63.89%
Avg. Time in Foster	89	139	56.66%

Others

Animals Sent to Foster	0	10	1,000.00%
Animal Returned from Foster	0	16	1,600.00%
Foster Parents	0	2	200.00%
Avg. Time in Foster	0	30	3,047.55%

Foster to Adopt Statistics

01/01/21 to 01/31/21 01/01/22 to 01/31/22 Percent Change

All Jurisdictions

Total

Animals Sent to Foster to Adopt	43	390	806.98%
Animal Returned from Foster to Adopt	47	344	631.91%
Foster to Adopt Parents	43	377	776.74%
Avg. Time in Foster to Adopt	11	112	899.73%

Dogs

Animals Sent to Foster to Adopt	36	279	675.00%
Animal Returned from Foster to Adopt	40	239	497.50%
Foster to Adopt Parents	36	276	666.67%
Avg. Time in Foster to Adopt	10	106	941.67%

Cats

Animals Sent to Foster to Adopt	7	96	1,271.43%
Animal Returned from Foster to Adopt	7	102	1,357.14%
Foster to Adopt Parents	7	89	1,171.43%
Avg. Time in Foster to Adopt	17	129	651.74%

Others

Animals Sent to Foster to Adopt	0	15	1,500.00%
Animal Returned from Foster to Adopt	0	2	200.00%
Foster to Adopt Parents	0	13	1,300.00%
Avg. Time in Foster to Adopt	0	30	3,000.00%

The Animal Foundation Dashboard



All of us for all of them.

Shelter Surgery Totals

	1/1/2021 to 1/31/2021	1/1/2022 to 1/31/2022	Percent Change
All Jurisdictions	991	399	-59.74%
Dogs	409	233	-43.03%
Spay/Neuter	408	233	-42.89%
Adoption	220	61	-72.27%
Transfer to Partner	60	23	-61.67%
Returned to Owner	96	129	34.38%
Foster	31	13	-58.06%
Other Outcomes	1	7	600.00%
Other Surgery	1	0	-100.00%
Returned to Owner	1	0	-100.00%
Cats	571	141	-75.31%
Spay/Neuter	571	141	-75.31%
Adoption	132	27	-79.55%
Transfer to Partner	18	4	-77.78%
Returned to Owner	12	9	-25.00%
SNR	82	89	8.54%
TNR	304	0	-100.00%
Foster	21	7	-66.67%
Other Outcomes	2	5	150.00%
Others	11	25	127.27%
Spay/Neuter	11	25	127.27%
Adoption	11	18	63.64%
Other Outcomes	0	7	700.00%

The Animal Foundation Dashboard



All of us for all of them.

Public Services

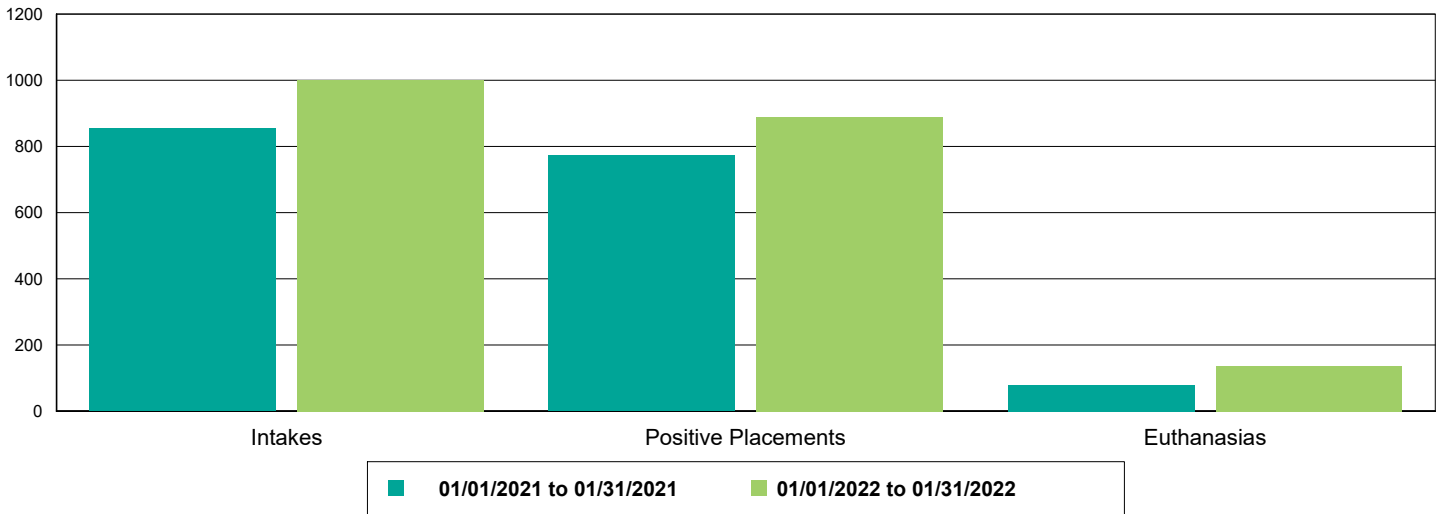
	01/01/21 to 01/31/21	01/01/22 to 01/31/22	Percent Change
Dogs	1,430	114	-92.03%
Owner Requested Euthanasia	187	114	-39.04%
Public S/N Clinic - Microchips Implanted	24	0	-100.00%
Public S/N Clinic - Surgeries	128	0	-100.00%
Public S/N Clinic - Animals Vaccinated	94	0	-100.00%
Bordetella	86	0	-100.00%
DAPPv	86	0	-100.00%
Deworming	8	0	-100.00%
Rabies	72	0	-100.00%
Vaccine Clinic - Microchips Implanted	162	0	-100.00%
Vaccine Clinic - Animals Vaccinated	1,096	0	-100.00%
Bordetella	483	0	-100.00%
DAPPv	1,047	0	-100.00%
Deworming	615	0	-100.00%
K9 FLU BIVALENT	15	0	-100.00%
Rabies	669	0	-100.00%
Cats	345	26	-92.46%
Owner Requested Euthanasia	55	26	-52.73%
Public S/N Clinic - Feline Testing - Cats Tested	2	0	-100.00%
Public S/N Clinic - Microchips Implanted	17	0	-100.00%
Public S/N Clinic - Surgeries	57	0	-100.00%
Public S/N Clinic - Animals Vaccinated	50	0	-100.00%
Deworming	22	0	-100.00%
Rabies	50	0	-100.00%
Vaccine Clinic - Microchips Implanted	30	0	-100.00%
Vaccine Clinic - Animals Tested	12	0	-100.00%
FELV/FIV	12	0	-100.00%
Vaccine Clinic - Animals Vaccinated	228	0	-100.00%
Deworming	149	0	-100.00%
FeLV	13	0	-100.00%
FRCPC	225	0	-100.00%
Rabies	156	0	-100.00%
Others	3	5	66.67%
Owner Requested Euthanasia	3	5	66.67%

The Animal Foundation Dashboard

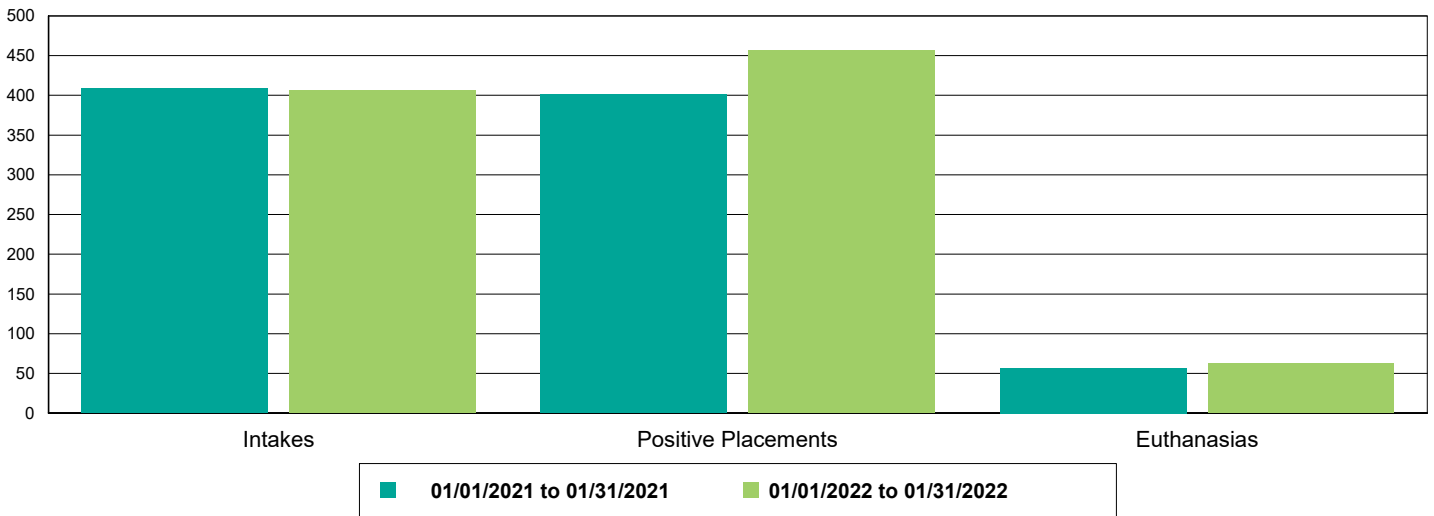


All of us for all of them.

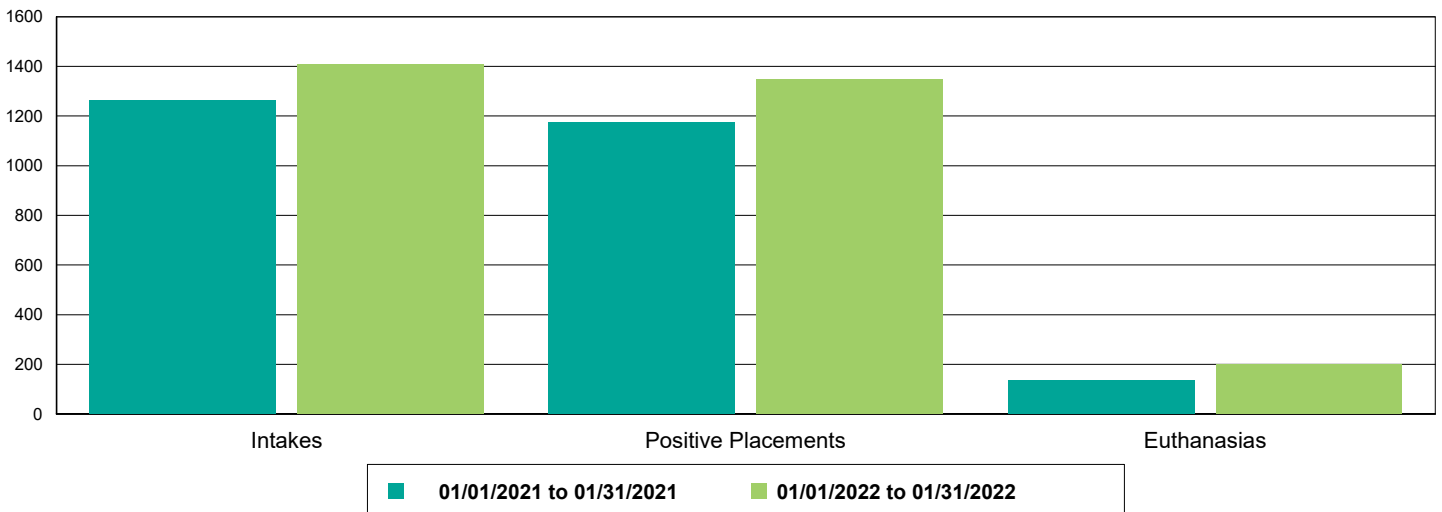
Dog Intakes, Positive Placements, and Euthanasias



Cat Intakes, Positive Placements, and Euthanasias



Dogs And Cats Intakes, Positive Placements, and Euthanasias

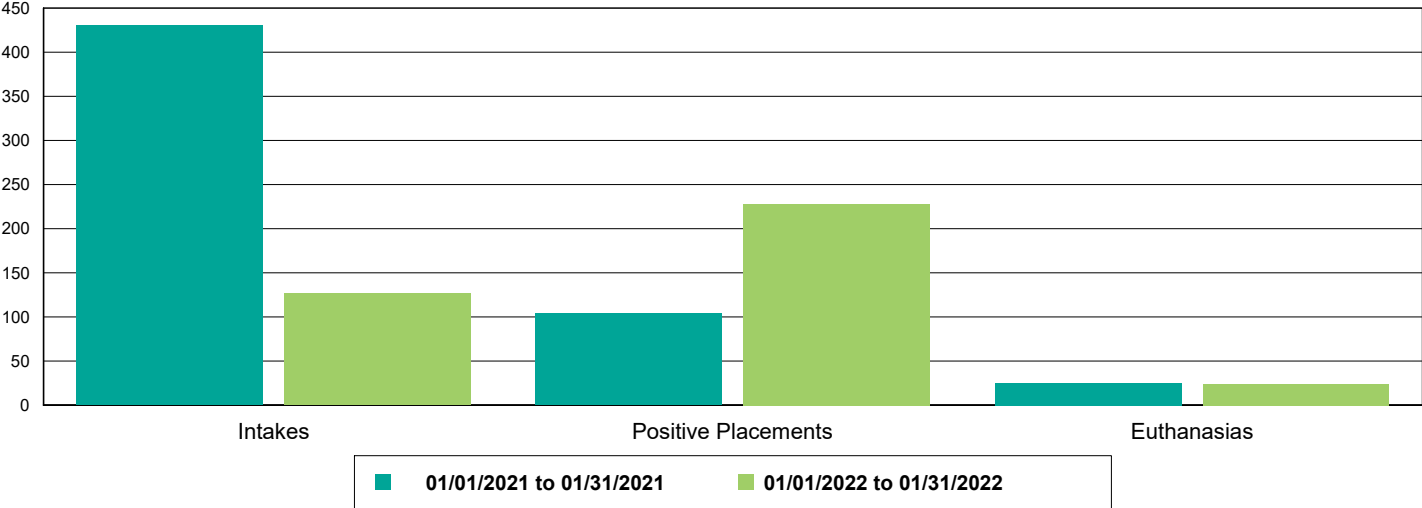


The Animal Foundation Dashboard



All of us for all of them.

Other Intakes, Positive Placements, and Euthanasias



The Animal Foundation Dashboard



All of us for all of them.

Live Release, Euthanasia, and Adoption Return Rates

01/01/21 to 01/31/21

01/01/22 to 01/31/22

Percent Change

All Jurisdictions

Total

Live Release Rate	88.14%	85.27%	-3.26%
Euthanasia Rate	11.17%	12.08%	8.13%
Adoption Return Rate	8.18%	2.68%	-67.22%

Dogs and Cats

Live Release Rate	89.41%	85.90%	-3.93%
Euthanasia Rate	10.43%	12.70%	21.71%
Adoption Return Rate	9.38%	2.95%	-68.58%

Young (<= 5 mo)

Live Release Rate	97.87%	90.78%	-7.25%
Euthanasia Rate	2.13%	6.38%	200.00%
Adoption Return Rate	3.67%	0.00%	-100.00%

Adult (>= 6 mo)

Live Release Rate	88.40%	85.41%	-3.37%
Euthanasia Rate	11.43%	13.32%	16.54%
Adoption Return Rate	10.62%	3.31%	-68.84%

Dogs

Live Release Rate	90.41%	85.40%	-5.54%
Euthanasia Rate	9.36%	13.16%	40.65%
Adoption Return Rate	12.83%	4.29%	-66.56%

Young (<= 5 mo)

Live Release Rate	97.92%	89.13%	-8.97%
Euthanasia Rate	2.08%	6.52%	213.04%
Adoption Return Rate	2.86%	0.00%	-100.00%

Adult (>= 6 mo)

Live Release Rate	89.96%	85.23%	-5.27%
Euthanasia Rate	9.79%	13.47%	37.57%
Adoption Return Rate	13.83%	4.37%	-68.40%

Cats

Live Release Rate	87.55%	86.88%	-0.77%
Euthanasia Rate	12.45%	11.79%	-5.29%
Adoption Return Rate	3.54%	1.10%	-68.84%

Young (<= 5 mo)

Live Release Rate	97.85%	91.58%	-6.41%
Euthanasia Rate	2.15%	6.32%	193.68%
Adoption Return Rate	4.05%	0.00%	-100.00%

Adult (>= 6 mo)

Live Release Rate	84.93%	85.85%	1.08%
Euthanasia Rate	15.07%	12.99%	-13.77%
Adoption Return Rate	3.29%	1.44%	-56.15%

Others

Live Release Rate	75.91%	81.72%	7.65%
Euthanasia Rate	18.25%	8.60%	-52.86%
Adoption Return Rate	0.00%	1.88%	187.79%

The Animal Foundation Dashboard



All of us for all of them.

Young (<= 5 mo)

Live Release Rate	100.00%	92.86%	-7.14%
Euthanasia Rate	0.00%	0.00%	0.00%
Adoption Return Rate	0.00%	0.00%	0.00%

Adult (>= 6 mo)

Live Release Rate	75.37%	81.13%	7.64%
Euthanasia Rate	18.66%	9.06%	-51.46%
Adoption Return Rate	0.00%	2.00%	200.00%